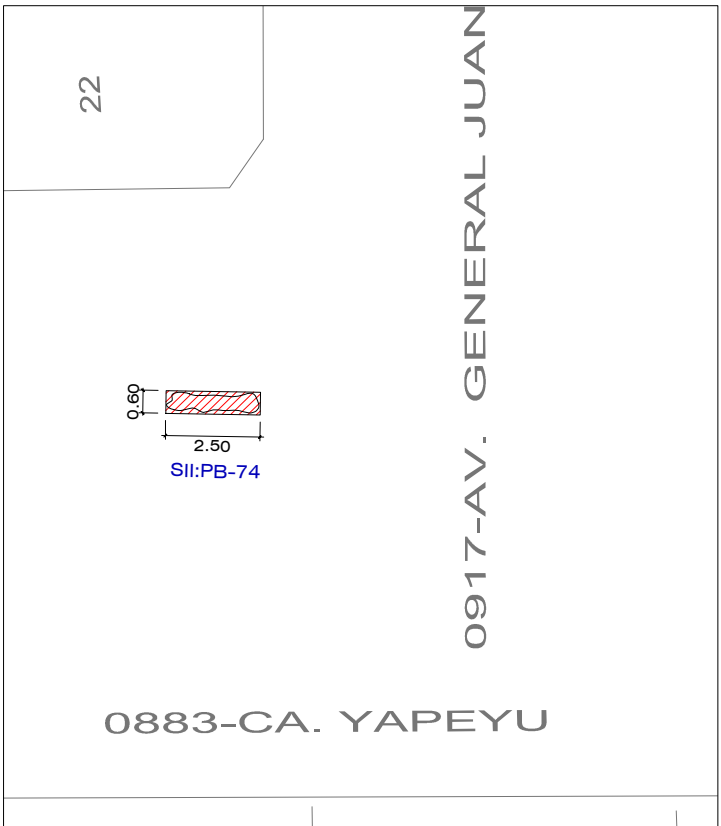



CA. YAPEYU - TRAMO: AV. INTERNACIONAL - CA. ELIAS AGUIRRE
ESCALA : 1 / 200



INTERSECCION CA. YAPEYU - AV. GNRL JUAN VELASCO
ESCALA : 1 / 200




CA. YAPEYU - SII: PB-71



CA. AHITI - SII: PB-82



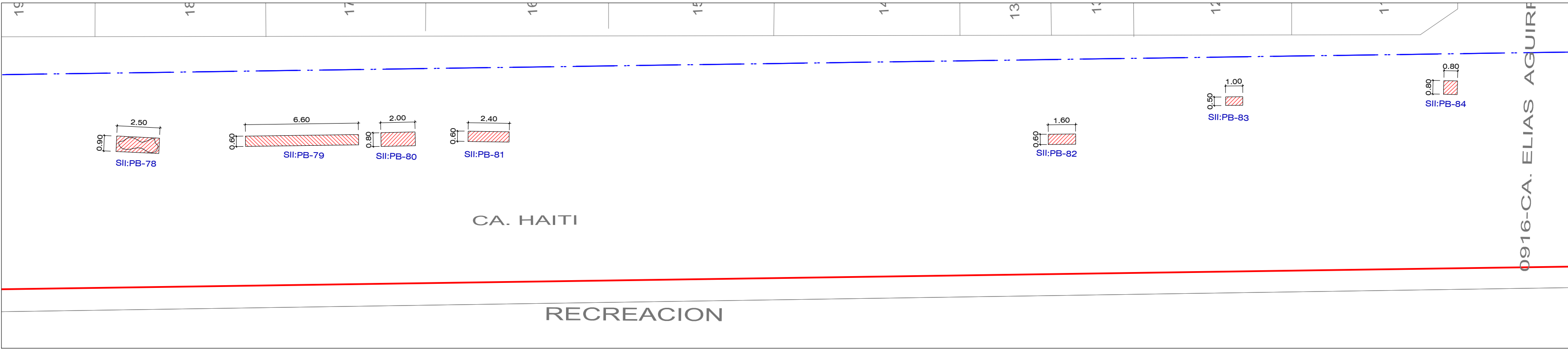
CA. JOSE DE LA RIVA AGÜERO- SII: PB-75



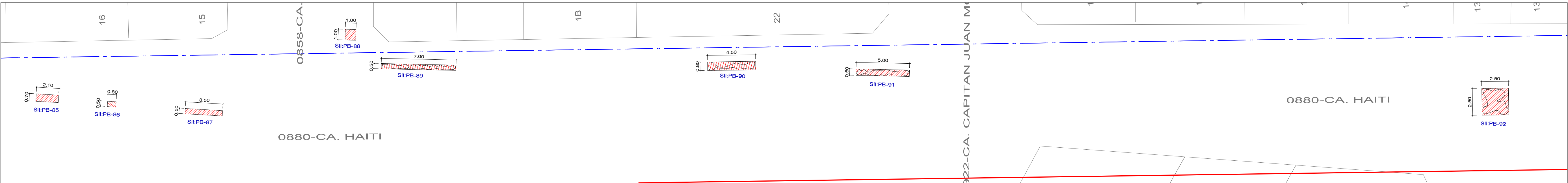
CA. AHITI - SII: PB-77



CA. JOSE DE LA RIVA AGÜERO - TRAMO: AV. GENERAL JUAN VELASCO - CA. CAPITAN JUAN MOORE
ESCALA : 1 / 200



CA. HAITI - TRAMO: AV. INTERNACIONAL - CA. ELIAS AGUIRRE
ESCALA : 1 / 200



CA. HAITI - TRAMO: CA. ELIAS AGUIRRE - AV. GUSTAVO PINTO
ESCALA : 1 / 200



CA. AHITI - SII: PB-78



CA. AHITI - SII: PB-80



CA. AHITI - SII: PB-82



CA. AHITI - SII: PB-87



CA. AHITI - SII: PB-89



CA. AHITI - SII: PB-92