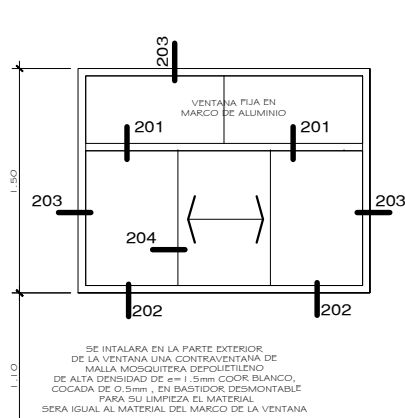
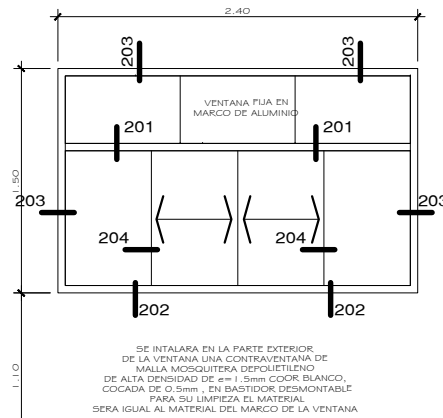


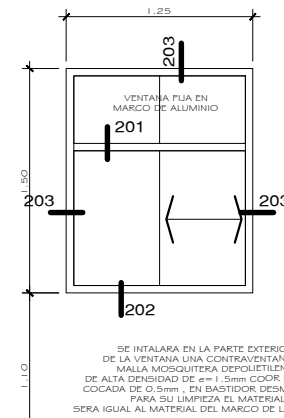
SERA NECESARIO VISTAR LA OBRA PARA EL REPLANTEO DE MEDIDAS SIGUN CAMPO



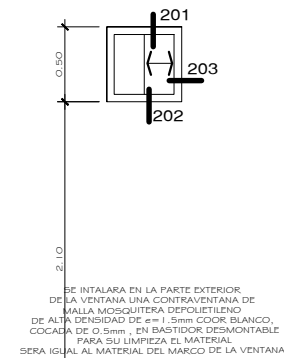
DETALLE PARA VENTANAS
V-2 (1.95x1.50)



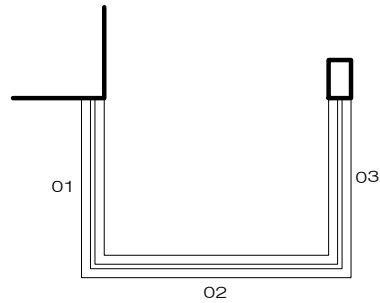
DETALLE PARA VENTANAS
V-3 (2.40x1.50)



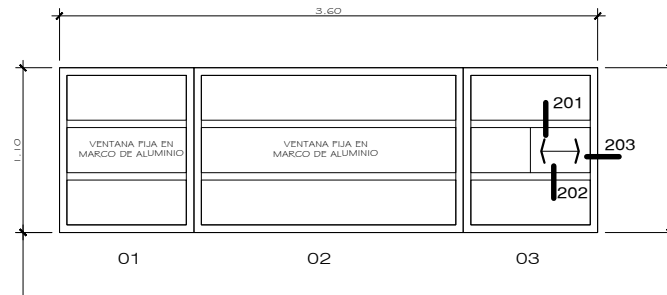
DETALLE PARA VENTANAS
V-4 (1.25x1.50)
V-5 (1.00x1.50)
V-6 (1.40x1.50)



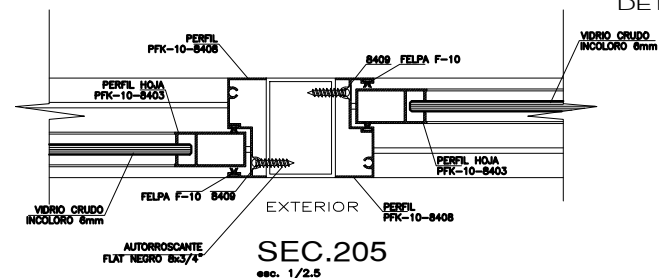
DETALLE PARA VENTANAS
V-5 (0.50x0.50)



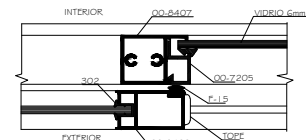
VISTA DE PLANTA



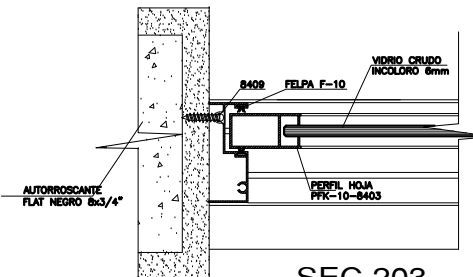
DESARROLLO DE VENTANA



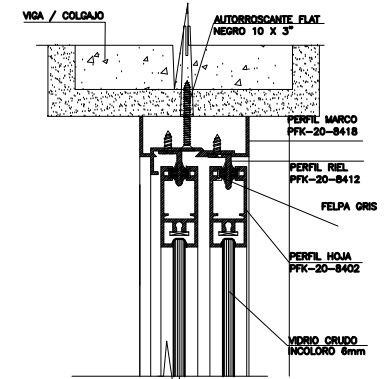
SEC.205
esc. 1/2.5



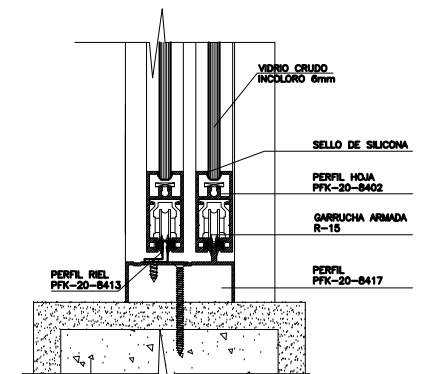
SEC.204
esc. 1/2.5



SEC.203
esc. 1/2.5



SEC.201
esc. 1/2.5



SEC.202
esc. 1/2.5

NOTAS IMPORTANTES

1. PRIMER PISO: LAS VENTANAS SERAN DE VIDRIO TEMPLADO DE 6mm
2. SEGUNDO PISO: VIDRIO TEMPLADO INCOLORO 6mm